












BRING THE MAGIC OF BUTTERFLIES INTO YOUR CLASSROOM!

Turn your classroom into a butterfly sanctuary! With Blackborg Butterfly Sanctuary, students will learn about the butterfly life cycle, pollinators, and nature's wonders through hands-on exploration. Our team brings live caterpillars, journals, and everything your class needs for a complete experience—from tiny larvae to a magical butterfly release!



WHAT'S INCLUDED



-  Live caterpillars with nutrient food
-  Individual student cups (biodegradable) for each child
-  Classroom mesh cage for observing transformation
-  Teacher Hub access with step-by-step lesson plans, videos, and printables
-  Student journals for reflection and observation
-  Wildflower seed cups for each student (plant after release!)
-  Instruction and care cards with QR codes
-  Email support and guidance from the Blackborg team

Program Options



Option 1: Self-Guided Classroom Program

Available Nationwide

Experience the full 5-week “Butterfly Journey” at your own pace.

This self-guided version gives teachers everything they need to lead their students through the complete life cycle — from tiny caterpillars to the unforgettable butterfly release.

\$ \$375per class kit




Perfect for: TK-2nd grade classrooms, science enrichment programs, and nature-based learning projects.

Everything ships directly to your school — no prior experience needed.

*Up to 30 students per class. Add \$10 per additional student.



WHAT'S INCLUDED








Option 2: Kickoff Lesson with a Blackborg Educator

Available Locally in Santa Clarita & Los Angeles

Add a touch of magic to your Butterfly Journey with an in-person kickoff visit from a Blackborg educator. We'll come to your classroom to lead Lesson 1, introducing your students to their caterpillars, setting up the classroom habitat, and sparking curiosity that will carry through the entire program.

Includes everything from the Self-Guided Program, plus:

-  One 45 minute classroom visit by a trained Blackborg educator
-  Interactive introduction to the butterfly life cycle
-  Guided setup of your classroom butterfly enclosure
-  Q&A time for students
-  A memorable, hands-on launch to your 5-week journey

Perfect for: local schools who want a little extra Blackborg magic and personal connection to kick things off.

\$ \$475 per class



*Up to 30 students per class. Add \$10 per additional student.



BLACKBORG BUTTERFLY SANCTUARY – YOUR 5-WEEK BUTTERFLY JOURNEY



Every classroom kit follows a simple five-lesson structure that blends science, art, and imagination.

Each lesson builds upon the next, guiding students through the incredible transformation from caterpillar to butterfly.

All lesson plans, videos, and printable resources are available inside the Blackborg Teacher Hub — accessible anytime.

Lesson 1 — Meet Your Caterpillars

Focus: Observation & Care

Welcome your new classroom friends! Students learn how to care for their caterpillars, make first observations, and begin their nature journals.

 Educator-led kickoff available locally for this lesson.

Lesson 3 — Inside the Chrysalis

Focus: Patience & Observation

Time to rest and transform. Students will witness the moment their caterpillars form chrysalides and learn what happens inside.

 Introduce reflection activities and extended learning prompts from the Hub.

Lesson 5 — Celebrate & Reflect

Focus: Connection & Stewardship

The butterfly release! Students share what they've learned, write or draw reflections, and plant their wildflower cups to support pollinators in their community.

 Every release is a celebration of care, curiosity, and growth.

Lesson 2 — Transformation Begins

Focus: Growth & Discovery

Caterpillars grow quickly! Students will measure, draw, and record their progress, learning about metamorphosis and the stages of insect life.

 Encourage students to compare daily changes — patience is part of the magic!

Lesson 4 — Emerging Butterflies

Focus: Celebration & Science

The big moment! Butterflies emerge and begin to dry their wings. Students document behaviors, discuss adaptations, and prepare for release day.

 Watch the “Emerging Butterflies” video lesson inside the Hub.

Optional Extended Learning

Keep the momentum going with creative classroom projects:

- Create a Pollinator Garden
- Chart your Butterfly Data
- Write a Butterfly Poem or Story
- Explore Local Pollinators & Flowers
-

You'll find printable activity sheets and guides for each inside the Teacher Hub.





BLACKBORG BUTTERFLY SANCTUARY CATERPILLAR PROGRAM – NGSS ALIGNMENT


Our Caterpillar-to-Butterfly Program integrates directly into the Next Generation Science Standards (NGSS) for TK–5th grade, giving teachers an easy way to meet required benchmarks through hands-on, memorable learning.




Core Connections:

- K-LS1-1: Use observations to describe patterns of what plants and animals (including humans) need to survive.
- 1-LS1-2: Read texts and use media to determine patterns in behavior of parents and offspring that help offspring survive.
- 2-LS4-1: Make observations of plants and animals to compare diversity of life in different habitats.
- 3-LS1-1: Develop models to describe that organisms have unique and diverse life cycles.
- 4-LS1-1: Construct an argument that plants and animals have internal and external structures that function to support survival, growth, behavior, and reproduction.
- 5-LS2-1: Develop a model to describe the movement of matter among plants, animals, decomposers, and the environment.

Through daily observation, journaling, and final butterfly release, students gain a deep, standard-aligned understanding of life science while connecting emotionally with nature.



CATERPILLAR PROGRAM – FREQUENTLY ASKED QUESTIONS



Q1: How long does the program take?

The Butterfly Journey runs for approximately five weeks, but every classroom can move at its own pace. The lesson plans are flexible and designed to fit easily into your weekly schedule.

Q2: What grade levels is this program for?

Our program is designed for TK through 2nd grade students, but can easily be adapted for 3rd grade science or enrichment programs. The activities meet early science and environmental learning standards (NGSS-aligned).

Q3: How many caterpillars are included in each kit?

Each classroom kit includes enough caterpillars for one per student (usually 25 per class), plus a few extra to ensure every child can experience the full life cycle.

Q4: What if caterpillars don't survive?

We guarantee healthy larvae and will replace any kits if needed.

Q5: Do teachers need prior experience with butterflies?

Not at all! The Blackborg Teacher Hub provides step-by-step guidance, printable lesson plans, and video tutorials. Everything you need is included in the kit — from caterpillar care to the final butterfly release.

Q6: When is the best time to schedule?

Our program is designed for Spring 2026 (March–June). Early booking ensures kit availability.

Q7: Do we need outdoor space for the butterfly release?

A small schoolyard or garden is perfect. We also provide a “Release Ceremony” guide for teachers.

Q8: Is this program budget-friendly?

Yes! Kits are priced per student or per classroom, with bundle discounts. Many schools use PTA/PTO or grant funding to cover the cost.

CATERPILLAR KIT SCHOOL PROGRAM

HOW TO BOOK



Thank you for your interest in bringing the Blackborg Butterfly Sanctuary Caterpillar Program to your classroom!
We're so excited to share this magical journey of metamorphosis with your students.

How the Booking Process Works

Explore our Program Options

Option 1: Self-Guided Classroom Program — includes caterpillar kits, digital lesson materials, and printable student journals.

Option 2: Kickoff Lesson with a Blackborg Educator — includes everything in Option 1 plus a live in-class kickoff visit by a Blackborg Educator.

Once you're ready to book, simply visit our online booking form by clicking this link: [School Program Booking Form](#)

Confirmation & Invoice

After submitting your form, our team will review your request and email a confirmation with your invoice.

Secure Your Spot

Once payment is received, you will receive an email to schedule your delivery date and added to our spring delivery schedule.

Teacher Hub Access

You'll receive an invitation to the Blackborg Teacher Hub, where you can find care guides, lesson materials, and printable student journals.

Kit Delivery & Butterfly Release

Your caterpillar kits will arrive 1-2 days before your scheduled start date — ready for your students to experience the full butterfly life cycle and a memorable release day!

Questions?

Email us anytime at Hello@Blackborg.org

We're here to help make your butterfly journey seamless and unforgettable.




THE FOLLOWING PAGES

PROVIDE SAMPLE

EXCERPTS FROM THE


CATERPILLAR SCHOOL

JOURNAL



MEET YOUR PAINTED LADY CATERPILLAR

Lesson #1



Draw what your caterpillar looks like.



I named my caterpillar: _____



How big do you think it is? _____



What do you think the caterpillar eats?



Today I met a caterpillar. I noticed ...

Fun Fact: Caterpillars can eat up to 27,000 times their own weight!



HUNGRY, HUNGRY CATERPILLARS


Lesson #2

My caterpillar keeps eating and getting bigger!

What I Saw	Any Changes?
Did your caterpillar move a lot today?	Yes / No
Did you notice any molting (new skin)?	Yes / No
Is your caterpillar growing bigger?	Yes / No
Did your caterpillar eat some food today?	Yes / No
Did my caterpillar climb up the cup wall or lid?	Yes / No

- What do you notice that is different today?
- What might the caterpillar be eating?
- How can such small bites make such big changes?

Fun Fact: Each time a caterpillar sheds its skin, it's called molting!



MY BUTTERFLY EMERGED!

Lesson #4




- How is the butterfly different from the caterpillar?
- What new abilities does it have?
- When my butterfly emerged, I noticed...
- I think change feels like...

Fun Fact: Butterflies taste with
their feet!

Draw your butterfly here



Butterfly Life Cycle





THANKS FOR RAISING BUTTERFLIES WITH US!

About Blackborg Butterfly Sanctuary

At Blackborg, we believe in magic, nature, and the joy of learning. Our family-run sanctuary helps butterflies, bees, and blooming things thrive — and brings that wonder to classrooms, backyards, and communities.

Want More Nature Magic?

- Butterfly Release Packages – Perfect for birthdays, memorials, weddings, and garden parties.
- DIY Caterpillar Kits – Raise your own butterflies at home! Shipped with everything you need.
- Educational Program for Schools – Want Blackborg in your school or district? We offer multi-classroom and grade-level kits + in-person visits.



PURCHASE AT:

 www.Blackborg.Org

OUR CONTACT:

 323.426.4430

 Hello@Blackborg.Org

 [BlackborgButterflies](https://www.instagram.com/BlackborgButterflies)

WHERE CREATIVITY MEETS HOME

Blackborg

AND BUTTERFLIES TAKE FLIGHT